



请务必将本使用说明书交给负责使用维修检查的工作人员。
This manual should be given to the person who actually uses the products and is responsible for their maintenance.

可逆接线连接件 Power connection kit for reversing

Type

FSZ1KRW1W

适用交流接触器型号

CK3B-06,06/G

Type of applicable

CK3B-09,09/G

Magnetic contactor

CK3B-12,12/G

安全注意事项

在实施安装，操作运行，维修检查之前，请务必认真阅读本使用说明书，正确地操作使用本产品。

本使用说明书中，将安全注意事项划分为《警告》，《注意》这样两个等级。

警告：不解除的话，有可能造成死亡或重伤的危险状态。

注意：不解除的话，有可能造成中等程度的残疾，轻伤以及发生物质损伤事故。

另外，《注意》中所记载的事项，依据具体情况，仍然存在着导致严重后果的可能性。

因此任何一项内容都是十分重要的，请务必严格遵守执行。

警告

- 接通电源的过程中，请不要触摸或接近本产品。否则将有导致触电、烧伤的危险。
- 需实施维修检查工作时，请切断电源。否则将有导致触电的危险。

注意

- 请不要触摸刚切断电源后的产品。否则有可能因高温导致烧伤。
- 若需废弃产品时，请将此作为产业废弃物进行处理。

1. 开箱

- (1) 在安装前，请确认产品是否与所要求的一致。
- (2) 请对是否有因运输途中的事故等导致零部件脱落或破损等情况的发生进行确认。

2. 保管

请在没有高温潮湿，腐蚀性气体及直射日光的环境下梱包保管。

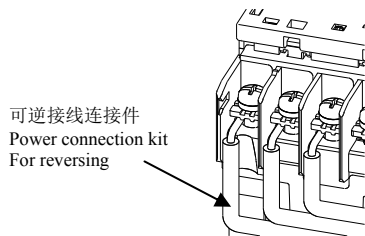
3. 安装

请安装在主电路端子上。电线分为电源侧用和负载侧两种，请不要接错。在与热继电器以及 MMS 连接时，请将可逆接线连接件安装在端子螺钉的左侧。

在使用螺钉安装交流接触器时，请按以下顺序组装。

- ① 如热继电器已被固定在交流接触器上，请先将其取下。
- ② 使用螺钉将交流接触器固定在控制盘上。
- ③ 将可逆接线连接件安装在交流接触器上。
- ④ 根据需要将热继电器安装在交流接触器上。

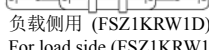
(1) 可逆接线连接件：FSZ1KRW1W



电源侧用 (FSZ1KRW1C)
For load side (FSZ1KRW1C)



负载侧用 (FSZ1KRW1D)
For load side (FSZ1KRW1D)



4. 注意事项

- (1) 为防止正向、反向接触器同时吸合，要确保在控制回路中应有电气连锁。
- (2) 在快速切换的场合，为防止短路事故的发生，应使用延时继电器，确保切换时间大于 15ms。

Safety Precautions

To ensure proper use of the product, be sure to read this manual and the other attached documents carefully before starting installation, operation, maintenance and inspection. Within this instruction manual, safety precautions are ranked, in order of importance, as either "Warning" or "Caution".

WARNING: Indicates a potentially hazardous situation, which, if not avoided, could result in death or serious injury.

CAUTION: Indicates a potentially hazardous situation, which, if not avoided, may result in minor or moderate injury and/or damage to the equipment.

Under certain conditions, improper operation may result in serious injury and/or damage even if it is labeled only as "Caution". Every item indicated by either "Warning" or "Caution" should be considered significant.

Be sure to give particular care to those items.

WARNING

- Do not touch the product or approach it when power connected. Electric shock or burns may result.
- Turn off the power before starting maintenance or inspection. Failure to do so may result in electric shock.

CAUTION

- Do not touch the product immediately after the power is turned off. As it may still be hot, burns may result.
- Treat the product as industrial waste when discarding.

1. Unpacking

- (1) Check that the type match the requested specifications.
- (2) Make sure that no parts have been lost or damaged.

2. Storage

Store the unit in the packing box. Do not store the packing box in a location subject to high temperature, high humidity, corrosive gas, or direct sunlight.

3. Mounting

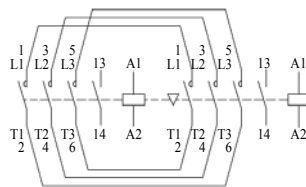
Connect the kit to main terminals. Kit for line side and kit for load side are packed in this complete kit, pay attention to differences.

In case of using contactors with thermal overload relay or MMS, install the wire of the kit to left side of terminal screw.

When contactors are fixed on a panel with screws, install them in the procedure as follows.

- ① If thermal overload relay is mounted to contactor, dismount it.
- ② Fix the contactors on a panel.
- ③ Install the kit to contactors.
- ④ If necessary, mount the thermal overload relay on the contactor.

(1) Power connection kit for reversing: FSZ1KRW1W



4. Notes

- (1) To prevent simultaneous engagement of forward and reverse contactors, be sure to electrically interlock with each other.
- (2) In rapid switched use, keep over 15ms intervals between engagements of contacts by time delay relay and so on for prevention of short circuit accident

常熟开关制造有限公司（原常熟开关厂）

地址：中国江苏省常熟市建业路 8 号

电话：0512-52842237 52846851

URL <http://www.riyue.com.cn>

CHANGSHU SWITCHGEAR MFG. CO., LTD
(FORMER CHANGSHU SWITCHGEAR PLANT)

No.8 Jianye Road, Changshu Jiangsu P.R. China

Phone: 0512-52842237 52846851

URL <http://www.riyue.com.cn>